

# Stephen Scale H Anatomical – Standard

Beyond the business class



## CHAIR WITH INTEGRATED SCALE

### Frequent usage

Dialysis

Emergency





TOUCH SCREEN  
SCALE'S DISPLAY  
EQUIPMENT CODE AC167

(MOVEMENTS CAN BE  
CONTROLLED ALSO THROUGH  
THE DISPLAY)

## Benefits

### Weighing system



The device is equipped with an integrated digital weighing system, metrologically approved and at the top of accuracy compliant to directive NAWI 2014/31/EU.

- The weight is displayed on a touch screen HD 10.1" with a 160° visual angle (the display controls also bed's movements).
- Low voltage power
- Box in plastic with IP65 insulation.
- Soft Touch Button to switch the screen on
- POST - Power-on Self Test.
- Countdown for weight loss.
- Full scale limit.
- Scale stabilizer.
- Weight loss alarm.
- Patient exit alarm.
- Programmed maintenance alarm.
- Battery indicator.
- System's updates.
- Patient's identification data.
- Patient's place indicator.
- Automatic zero at switch-on.
- Tare: Automatic and manual, always visible.
- Reading mode: This features will enlarge the section related to the weight on the screen up to 8,5"
- Initial weight: Automatic initial weight memorization into patient's personal data sheet. All the data will be transmitted.
- automatically to the USB and Ethernet port with Checksum protection.
- Final weight: Automatic final weight memorization into patient's personal data sheet. All the data will be transmitted automatically to the USB and Ethernet port with Checksum protection.
- Weight loss: Graphical and numerical display of the weight.
- Optimized graphic with instantaneous weight display - weight loss duration - weight loss delta - countdown. Excellent digital graphic and prompt displaying of the following data: weight loss - weight loss time - weight loss delta - countdown, with relative graphic representation; Intelligent system that recognizes the presence of the patient on the bed.
- Unit of measurement indicator: The unit of measurement can be choose between kgs and lbs.

**10.1" Display**

Touch Screen

**ALL IN ONE**

Multifunctional device

**DATA MANAGEMENT**

Local and remote  
storage and monitoring



## Benefits

### Weighing system

- With a max load capacity of 200 kg automatic displaying of the minimal division of 20 g up to 60 kg, 50 g up to 150 kg and of 100g up to 200 kg.
- Triple scale option.
- Converter: 24 bit, 10000 DIVISIONS.
- Automatic data transmission to ports.
- Memory functions up to 20.000 weighing.
- Interfaces: No.1 Ethernet + N°2 USB (interfaces scan RS232/USB) - BT and Wi-Fi (optional).
- Battery status indicator.
- Hour and date always visible.
- PASSIVE MOBILISATION Programme.
- Six motors single or simultaneous activation.
- PUSH&GO motors system.
- Up to 5 available memories.
- Opportunity to switch-on up to 4 external devices (e.g lamps, electric bell, operator advise).
- Display lightning control.
- Screen saver.
- Night mode.
- Smart function.
- Communication system between multiple indicators through Ethernet and WiFi.
- Complete check through app for Android/ ios / Windows and GBSmart.
- Remote parameter control.
- Displaying of user manual and service manual.
- Connection to digital devices through RS485.
- Progammed maintenance option.
- Tampering protection with code NSA.
- Tampering protection cells ANTISWAP.
- Access register.
- Failure and malfunction handling.
- Error reset.
- Assistance call-button from the device.
- Remote failure identification.
- Remote maintenance.
- Remote tare verification (only when digital load cells are present).
- Remote locale software's update.
- Digital identifying label.
- Language setting: English - Italian - German - Spanish - French.



### Learn more about the GB Touch

Frame or click the QR code button and discover all the features and capabilities of the display.


## Benefits



### Chair

- Anti-tilt frame, it prevents any tilt in every operative conditions.
- Frame painted with epoxy paints enriched with antibacterial. Available in a wide range of colours.
- Simultaneous movement of back and leg section through 1 motor; it can be implemented with 2 up to 5 motors according to the requested configuration:
  - Dedicated motor for the independent movement of the backrest and the legrest (accessory code AC12).
  - Motorized column for height adjustment (accessory code AC28).
  - Dedicated motor for the inclination of the seat (accessory codes AC35/1 - AC35/2 - AC35/3).
  - Dedicated motor for footrest adjustment (accessory code AC13 - AC13/1); (please refer to the commercial offer and the accessory catalogue).
- Three separate cushions for back, seat and leg functional for a perfect ergonomY and posture preventing decubitus wounds.
- The upholstery is completely removable allowing a thorough and effective sanitization reducing the risks of cross infections. A wide range of colours is available.
- Upholstery's features: antibacterial, flame retardant class 11M, antimycotic, ecologic, latex free, phtalate free and resistant.
- Armrest's movements synchronized with the backrest.
- Available with a wide range of functional and exclusive accessories (see accessories catalogue).
- Excellent and ergonomic posture with decubitus wound preventive effect.
- Braking system ensures high stability to the device.
- Easily sanitizable with the most common used detergents.
- Armrest with multiple adjustment functions.
- Max load capacity 200 kg.

**THE CUSHIONS ARE FULLY REMOVABLE ALLOWING AN EASY SANITIZATION OF THE DEVICE. SURFACE IN NON-POROUS HPL PANELS.**





## Standard features

- Painted steel frame in thermosetting powder.
- Lying surface divided in 4 sections (headrest, backrest, seat and leg).
- Simultaneous movement of the back section and the leg section through 1 motor.
- 10° Trendelenburg position (shock position as alternative).
- Headrest joint to the backrest.
- Armrest's movements synchronized with the backrest. The armrests are completely removable and can be rotate, tilted and overturned at 90°; (please refer to the accessories catalogue for other version of armrests).
- No. 4 wheels Ø 100 mm antistatic, sturdy, stainless and swivable.
- Simultaneous brake on rear wheels in chromed steel - Equipment code AC7P1G.
- Chair's movements are controlled by handset with a 3,5 mtl coiled cable. The handset is user friendly and has visual pictograms useful for partially sighted people. Handset is equipped by 10 buttons with 2 memories. For patient's safety purpose the handset is provided with an inhibition key - Equipment code AC34P. Insulation IP66.
- Bilateral handset support - Equipment code AC25P.
- ABS base cover - Equipment code AC83.
- ABS seat cover - Equipment code AC84.
- Easily removable soft foam independent cushions.
- Upholstery in flame retardant leatherette UNI 9175/87 e 9175FA-1/94 class 11M - Equipment code AC87/1.
- Integrated weighing system.
- Digital multifunction scale display, placed on the back of the backrest - Equipment code AC167.
- Integrated weighing system.



10 BUTTONS HANDSET  
WITH 2 MEMORY FUNCTION

## Armrest's movements



ROTATION



TILTABLE



OVERTURNABLE




JOINTLY TO THE BACKREST



**Would you like to customize upholstery or frame?**

Scan or click the QR code and discover how to customize the device consulting our colour chart.

## Movements



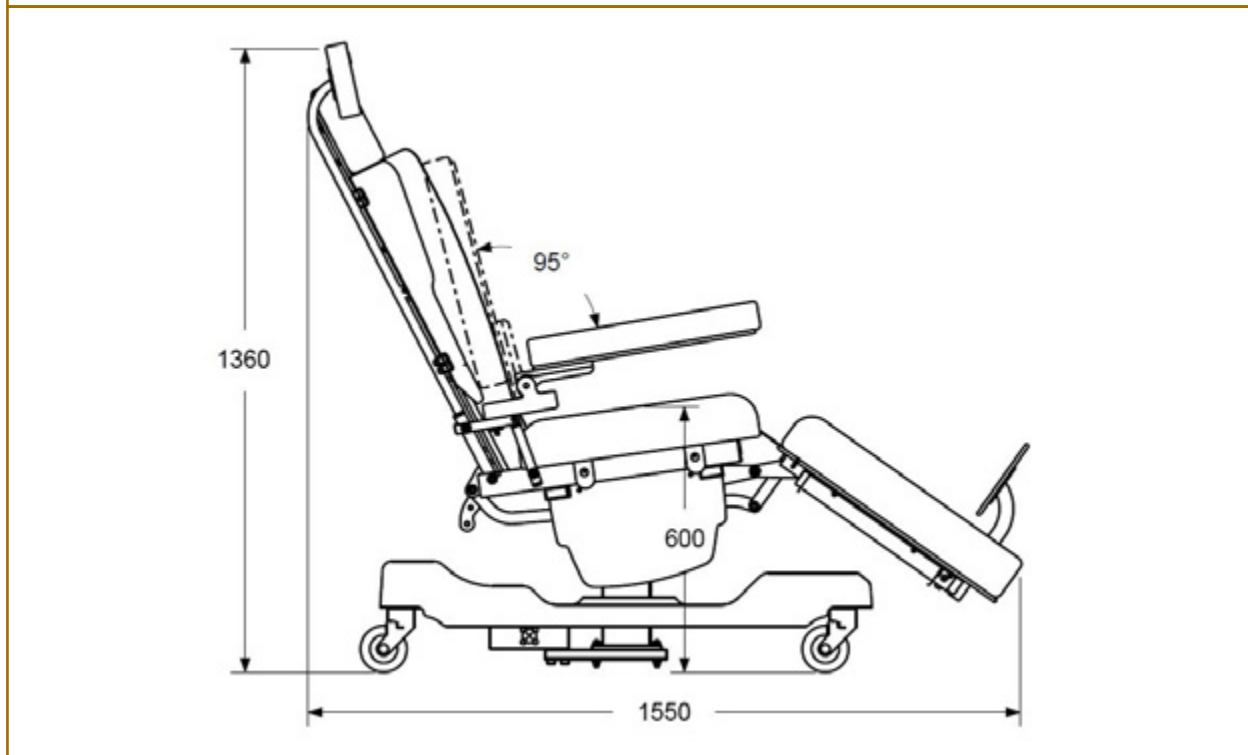
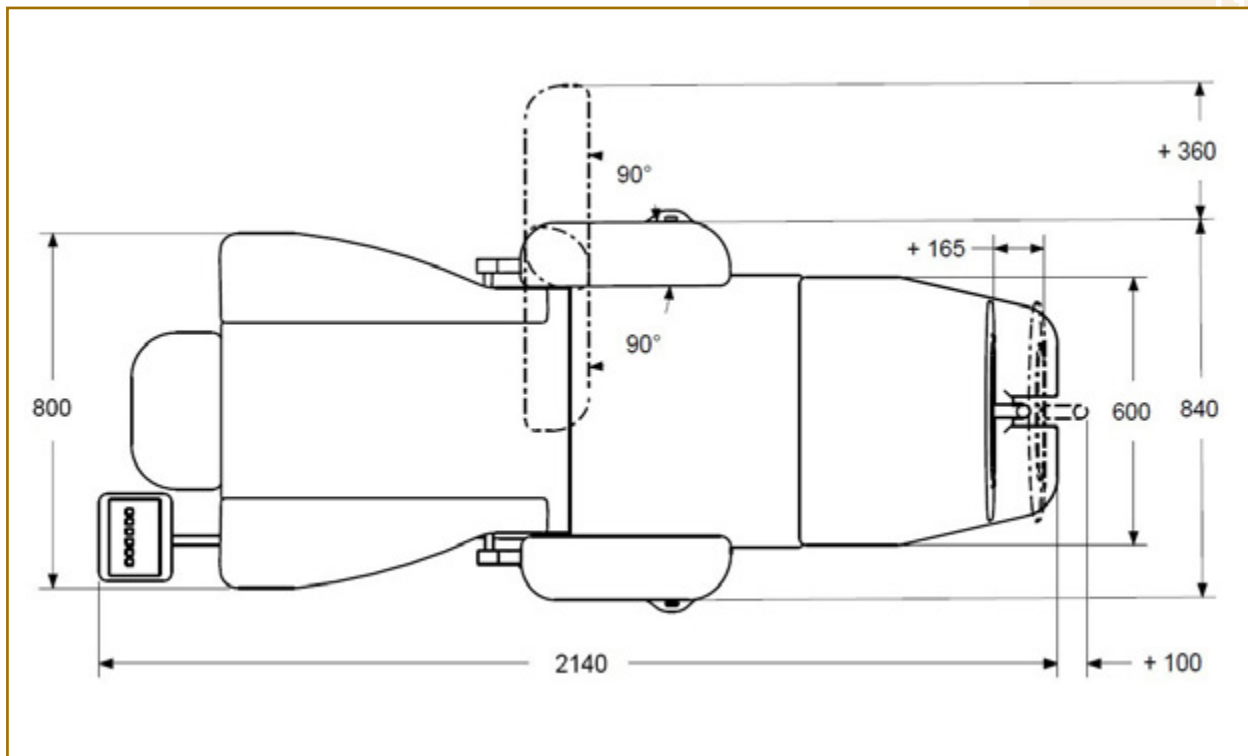
TRENDELENBURG



RECLINER POSITION



## Dimensions



MAIN CORD



Type F - Schuko



Type L - 16A



Type I - Australia



Type B - Canada and USA



Type G - UK plug

Technical sheet



GMDN Code	<b>35322</b>
ID Code	<b>GB0009.SP</b> Painted steel <b>GB0009.SS</b> Stainless steel
Inteded use	Chair with integrated scale for weight determination of the patient for assessment, diagnosis and care purposes
Manufacturer	GARDHEN BILANCE SRL
Overall weight	70 kg
Wheels	No. 4 Ø 100 mm swivable and stainless with braking system
Power	100 - 240 Vac 50/60 Hz
Electric motors	Low voltage 24 (Volt)
Max electrical input	4A
Insulation	IP44
Max load	200 kg
Safety working load	235 kg
Backrest angle	76° (customizable upon request)
Leg angle	45° (customizable upon request)
Division	a) With a max load capacity of 200 kg automatic display ing of the minimal division of 20 g up to 60 kg, 50 g up to 150 kg and of 100 g up to 200 kg. b) With a max load capacity of 300 kg automatic display ing of the minimal division of 20 g up to 60 kg, 50 g up to 150 kg and of 100 g up to 300 kg.
Load cell power	5Vcc (from 1 to 4)
Display box	Display box in plastic material with IP65 insulation
Converter	24bit
Display	Touch Screen
Working conditions	From -10°C to +40°C with 60% max. humidity rate
Display power	7.5 Vdc
Status indicator	Luminous on the display and on controls
Alarms	Excessive or insufficient weight loss / Patient exit alarm / Brake disconnection alarm / Brake disconnection luminous alarm / Battery status indicator / Faults indicator / Maintenance deadline alarm
Data transmission	RS232 serial standard - usb - ethernet
I/O (opz.)	4 outputs
Antiblack-out function	Extra battery + software
Tare	Automatic and manual

For certifications please refer to "Certifications and Quality system" section

Pictures contained in this brochure is for illustrative purpose only. The manufacturer reserves the right to modify the projects without notice. For accessories identification please refer to the accessory catalogue or commercial offer. When data are different please refer to commercial offer.

Dep. EN\_100 rev. 20/12/2021

